

# **A Guide to fill the Online Admission Form AY 2023-2024**

# On the school website under Online Admissions you will find the link to fill the Admission Form.

The screenshot shows a web browser window with the URL [ppsdombivali.com/en/onlineadmissions/](https://ppsdombivali.com/en/onlineadmissions/). The browser's address bar and tabs are visible at the top. The website's header includes the Pawar Public School logo and a navigation menu with links: HOME, ABOUT US, RESULTS, SCHOOL MAGAZINE, FACILITIES, GALLERY, ALUMNI, EDUSPRINT, and CONTACT. Below the navigation menu, a blue banner reads "HOME / ONLINE ADMISSIONS". The main content area features a large blue button labeled "Click here to fill the Admission Form". Below this button is a list of five links, each in a light blue box:

1. Important Dates, Seats Availability and Admission Notice - Nursery - AY 2023-2024
2. Admission Notice - Jr. KG and Sr. KG - AY 2023-2024
3. Important Dates and Admission Notice - Grade 1 - AY 2023-2024
4. Admission Notice - Grade 2 to 8 - AY 2023-2024
5. Admission Notice - Grade 9 - AY 2023-2024

The Windows taskbar is visible at the bottom of the screen, showing various application icons and the system clock indicating 3:53 PM on 10/18/2022.

# 1. Click on Generate Code

https://ppsd.edusprint.in/ppsd/

ppsd.edusprint.in/ppsd/OnlineEnquiry/EnquiryLogin/OpenContactVerificationLogin?QHash=VkJZxdwQ0JBAnwDr5B8N1GFgPd9bWK7iZ6/1+I7sh2o=

Pawar Public School, Dombivali

## Sign In

Enter Mobile Number

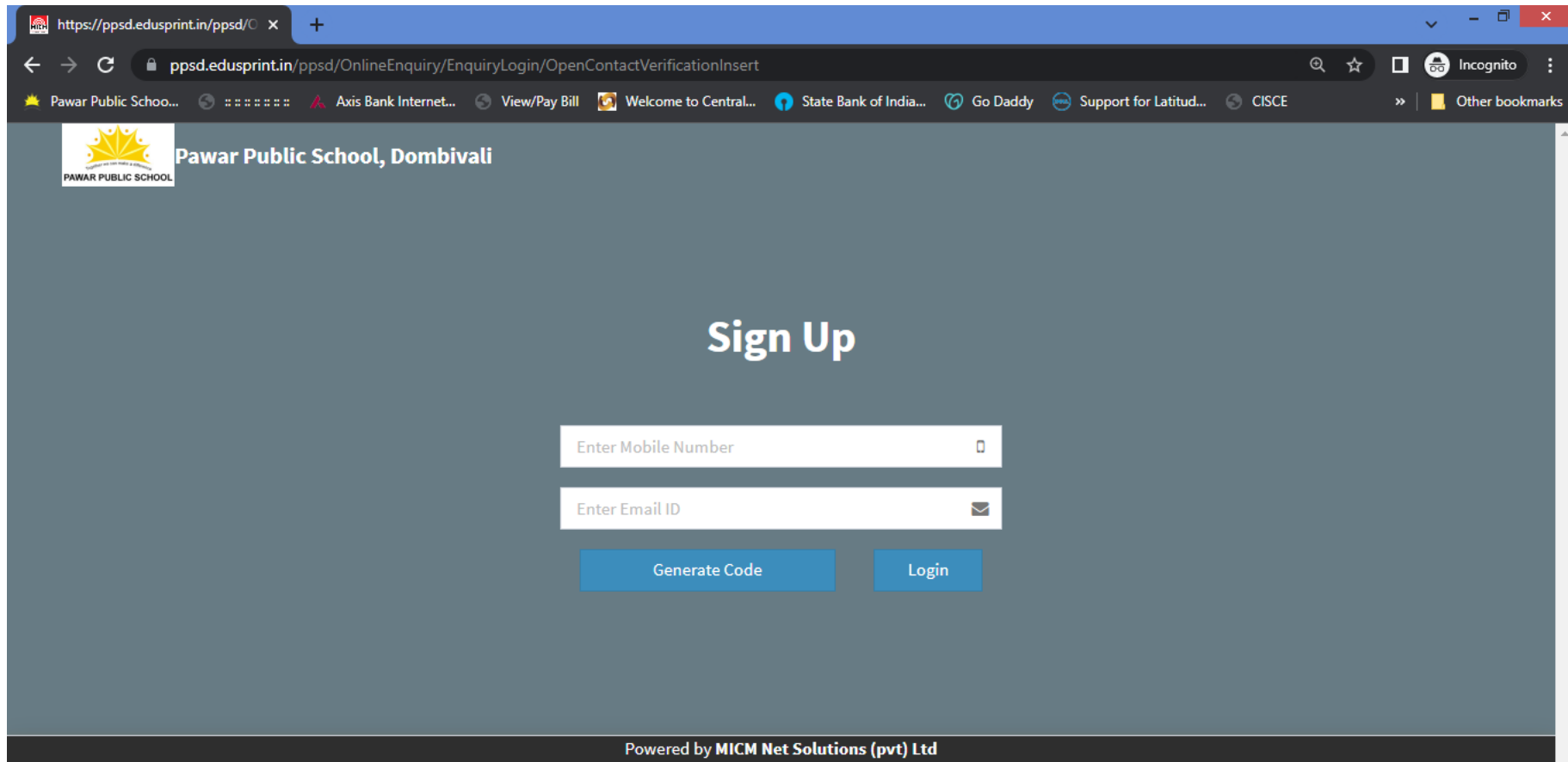
Enter Security Code

Login Generate Code

Powered by MICM Net Solutions (pvt) Ltd

## 2. Enter Mobile Number, Email ID and then click on Generate Code

- Please note that the Code will be sent on Email ID only.



https://ppsd.edusprint.in/ppsd/

ppsd.edusprint.in/ppsd/OnlineEnquiry/EnquiryLogin/OpenContactVerificationInsert

Pawar Public School, Dombivali

### Sign Up

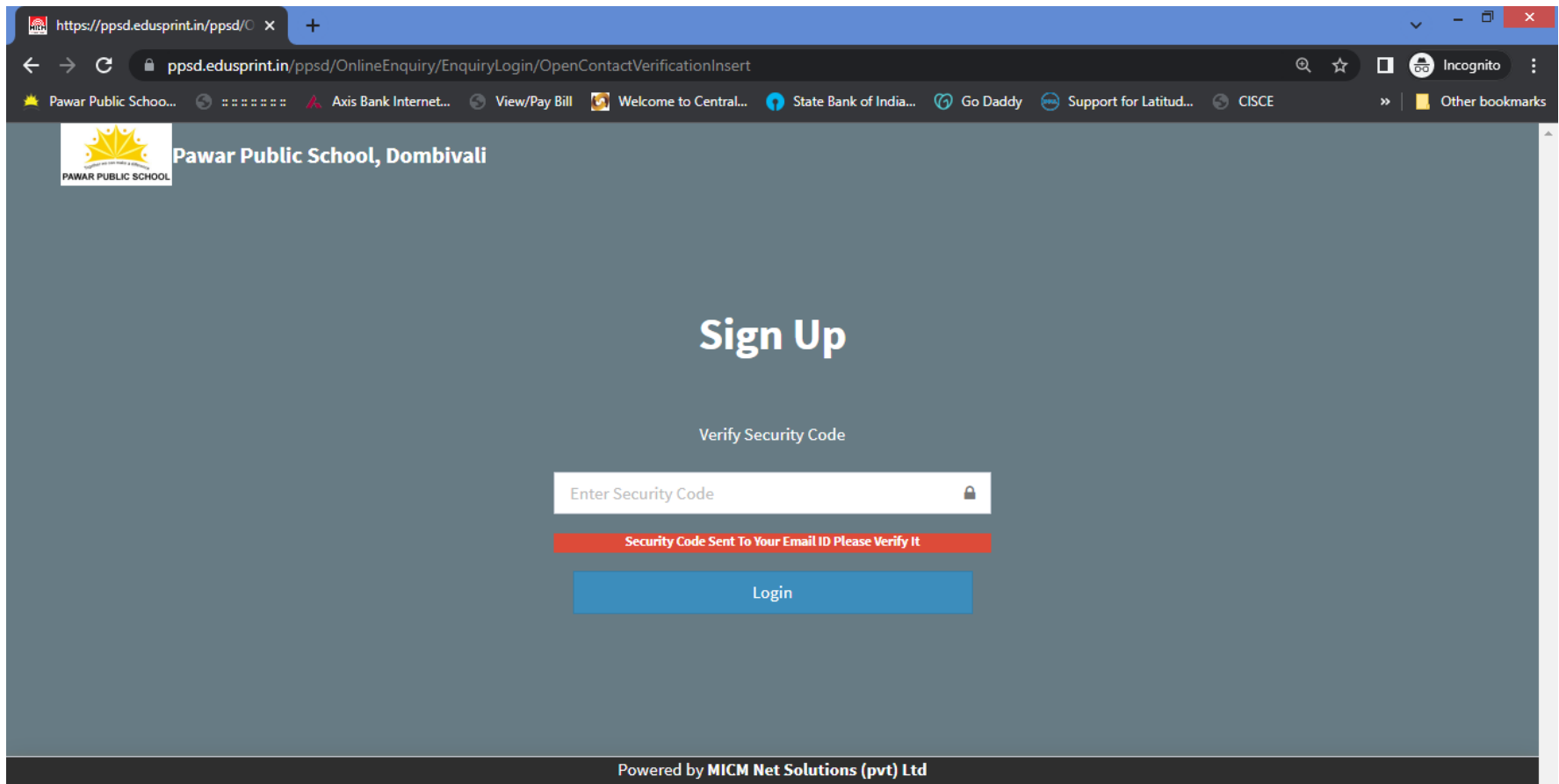
Enter Mobile Number

Enter Email ID

Generate Code Login

Powered by MICM Net Solutions (pvt) Ltd

### 3. Enter the Security Code received in the Email and click on Login.



The screenshot shows a web browser window with the URL <https://ppsd.edusprint.in/ppsd/>. The page header includes the Pawar Public School logo and the name "Pawar Public School, Dombivali". The main heading is "Sign Up". Below it, the text "Verify Security Code" is displayed. A text input field labeled "Enter Security Code" is provided for the user to enter the code. Below the input field, a red message bar states "Security Code Sent To Your Email ID Please Verify It". A blue "Login" button is positioned below the message bar. The footer of the page indicates it is "Powered by MICM Net Solutions (pvt) Ltd".

https://ppsd.edusprint.in/ppsd/

ppsd.edusprint.in/ppsd/OnlineEnquiry/EnquiryLogin/OpenContactVerificationInsert

Pawar Public School, Dombivali

## Sign Up

Verify Security Code

Enter Security Code

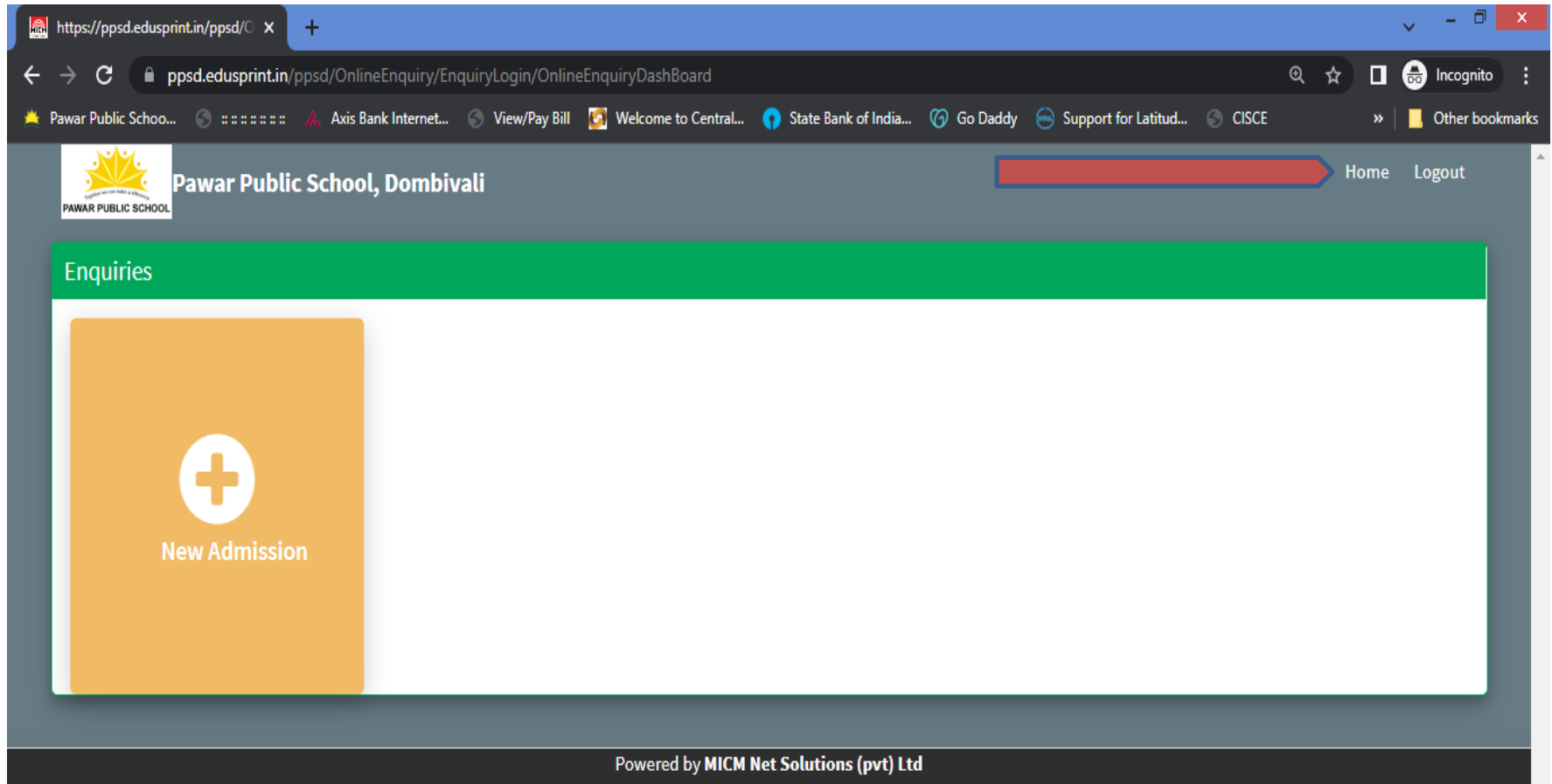
Security Code Sent To Your Email ID Please Verify It

Login

Powered by MICM Net Solutions (pvt) Ltd

# This is your dashboard.

## 4. Click on New Admission box to fill the form.



# 5. Select Grade for admission and click on Next.

The screenshot shows a web browser window with the URL `https://ppsd.edusprint.in/ppsd/OnlineEnquiry/OnlineStudentEnquiry/OnlineEnquirySchoolYearClassSelection`. The browser's address bar and bookmarks are visible. The website header includes the Pawar Public School logo and the text "Pawar Public School, Dombivali". A red arrow points to the "Home" link in the top right corner. The main content area displays the school name "Pawar Public School, Dombivali" and a form with three dropdown menus: the first is set to "Pawar Public School, Dombivali", the second to "2023-2024", and the third to "NURSERY(PRE-PRIMARY)". Below these is an orange "Next" button. The footer states "Powered by MICM Net Solutions (pvt) Ltd".

https://ppsd.edusprint.in/ppsd/OnlineEnquiry/OnlineStudentEnquiry/OnlineEnquirySchoolYearClassSelection

Pawar Public School, Dombivali

Home Logout

Pawar Public School, Dombivali

Pawar Public School, Dombivali

2023-2024

NURSERY(PRE-PRIMARY)

Next

Powered by MICM Net Solutions (pvt) Ltd

# 6. Kindly go through the instructions and click on Next.

The screenshot shows a web browser window with the URL <https://ppsd.edusprint.in/ppsd/OnlineEnquiry/OnlineStudentEnquiry/OnlineEnquirySchoolYearClassSelection>. The page header includes the Pawar Public School logo and the text "Pawar Public School, Dombivali". A red arrow points to the "Home" and "Logout" links in the top right corner. The main content area contains the following text:

Dear Parent,

Kindly read and fill the complete form carefully.-

*Fill in the details of the following using given tabs :*

- a) Student Details
- b) Parent Details
  - Father's Details
  - Mother's Details
- d) Academic Details
- e) Sibling Details
- f) Additional Information - Please mention **MEDICAL HISTORY OF CHILD** in brief.
- g) Document Details :- (I) Birth Certificate (II) Medical History Sheet

1. Before Final submission, you can login and 'Edit your data'.

2. Click SUBMIT button at the top right corner of the Registration Form Grid after form is completely filled.

3. Kindly note that once the Registration Form is submitted, no details can be edited.

4. Enquiry Reference Number will be generated for further followup.

5. You may take a printout of the Registration Form, Payment Receipt for future reference.

Note: You can fill up the Registration Form for your second child by using the same Login Credentials.

Regards,  
Administration Department

A red arrow points to the "Next" button in the bottom right corner.



# 7. Fill all the details and click on Save.

The screenshot shows a web browser window with the URL <https://ppsd.edusprint.in/ppsd/OnlineEnquiry/OnlineStudentEnquiry/OnlineEnquirySchoolYearClassSelection>. The page header includes the Pawar Public School logo and the text "Pawar Public School, Dombivali". A red arrow points to the "Home" link in the top right corner. The main content area is titled "Child Information" and contains four sections: 1. Student's Detail, 2. Enquirer Details, 3. Address Details, and 4. Current Academic Details. Each section has several input fields and dropdown menus. A "Save" button is located at the bottom right. A red note at the bottom left states: "Note: Enquiry is eligible only if Child's DOB is between 2020-01-01 to 2020-12-31. Above contact details are Priority Contact Details and further used for communication from school." The footer of the page mentions "Powered by MICM Net Solutions (pvt) Ltd".

**Child Information**

**1 Student's Detail**

First Name  Middle Name  Last Name

Print Name

Gender  Date Of Birth  Blood Group

Priority Mobile No.  Priority Email ID

**2 Enquirer Details**

Enquirer Name  Enquirer Relation

Enquirer Contact Mobile No  Enquirer Contact Email ID

Enquiry Channel

**3 Address Details**

Address 1 (Plot No. & Building Name)

Station  City  Postal Code

**4 Current Academic Details**

School Name

Class  Board

\* Put NA in case there is no current academic details

**Note:**  
Enquiry is eligible only if Child's DOB is between 2020-01-01 to 2020-12-31.  
Above contact details are Priority Contact Details and further used for communication from school.

**Save**

Powered by MICM Net Solutions (pvt) Ltd

# 8. Student Details: Fill all the details and click on Next.

Uploading Photo is not Mandatory.

The screenshot shows a web browser window with the URL <https://ppsd.edusprint.in/ppsd/OnlineEnquiry/OnlineStudentEnquiry/OnlineEnquirySchoolYearClassSelection>. The browser's address bar and tabs are visible at the top. Below the browser window, there is a navigation bar with tabs: "Student Details", "Parent Details", "Academic Details", "Sibling Details", "Document Details", and "Additional Information". The "Student Details" tab is active.

The main content area is titled "Child Information" and contains three sections:

- 1 Student's Detail**
  - Upload Passport Size Photo ?**
    - Add files...
      - Choose File No file chosen
  - First Name: KSHITIJ, Last Name: SANTOSH, Surname: JADHAV
  - Full Name: KSHITIJ SANTOSH JADHAV
  - Date of Birth: 2020-01-17, Gender: O- (dropdown), Sex: MALE (dropdown)
  - Birth Place: (text field), Aadhar No./EID No.: (text field)
  - Aadhar No.: 9870249449, Email: santoshjadhav6@gmail.com
- 2 Residential Address**
  - Address: CASA RIO
  - Area: (dropdown)
  - Locality: DOMBIVALI, Thane: THANE, Pin Code: 421204
- 3 Enquirer Details**
  - Enquirer Name: SANTOSH, Father: (dropdown)
  - Enquirer ID: 9870249449, Enquirer Email: santoshjadhav6@gmail.com
  - Reference By: (text field), Reference Type: Online (dropdown)

A red banner at the bottom of the form states: "Note : Enquiry is eligible only if Child's DOB is between 2020-01-01 to 2020-12-31." A "Next" button is located at the bottom right of the form.

# 9. Father's Details: Fill all the details and click on Next.

Do not upload Photo.

The screenshot shows a web browser window with the URL <https://ppsd.edusprint.in/ppsd/OnlineEnquiry/OnlineStudentEnquiry/GetOnlineEnquiryData?StudentEnquiryID=2042&Criteria=BasicEdit>. The page is titled "Parents Details" and has tabs for "Student Details", "Parent Details", "Academic Details", "Sibling Details", "Document Details", and "Additional Information". Under "Parent Details", there are sub-tabs for "Father's Details", "Mother's Details", and "Guardian's Details".

The "Father's Details" section is divided into three numbered parts:

- 1 Father Informations**: This section includes a photo upload area with the text "Upload Passport Size Photo ?" and "Add files...". Below this is a "Choose File" button and the text "No file chosen". To the right of the photo area are input fields for: First Name, Middle Name, Last Name, DOB (yyyy-MM-dd), Marital Status (a dropdown menu), Annual Income, Email ID, Mobile No, PAN No, and Aadhar Card No.
- 2 Office Address**: This section includes input fields for Company Name, Company Address, Station, City, and Postal Code.
- 3 Other Information**: This section includes three dropdown menus for "Edu. Qualification/s:", "Profession/s:", and "Designation/s:". Each dropdown menu has a "Search..." field and a list of options. The "Edu. Qualification/s:" dropdown shows options: 10, 10 PASS, 10+2, and 10TH. The "Profession/s:" dropdown shows options: 2 ND OFFICER, Actor/Actress, ADVOCATE, and ASSISTANT MANAGER. The "Designation/s:" dropdown shows options: -, 2 ND OFFICER, 2ND ENGINEER, and 2ND OFFICER.

The Windows taskbar at the bottom shows the time as 2:24 PM on 10/18/2022.

# 10. Mother's Details: Fill all the details and click on Next.

**Do not upload Photo.**

You may Skip the Guardians Details. Click on Go to Step 3.

The screenshot shows a web browser window with the URL <https://ppsd.edusprint.in/ppsd/OnlineEnquiry/OnlineStudentEnquiry/GetOnlineEnquiryData?StudentEnquiryID=2042&Criteria=BasicEdit>. The browser's address bar shows the URL, and the page title is "Pawar Public Schoo...". The page has a navigation bar with tabs: "Student Details", "Parent Details", "Academic Details", "Sibling Details", "Document Details", and "Additional Information". The "Parent Details" tab is active, and within it, the "Mother's Details" sub-tab is selected. The form is titled "Parents Details" and has three sub-tabs: "Father's Details", "Mother's Details", and "Guardian's Details". The "Mother's Details" sub-tab is active, and the form is divided into three main sections: "1 Mother Informations", "2 Office Address", and "3 Other Information".

**1 Mother Informations**

**Upload Passport Size Photo ?**

Add files...  
Choose File No file chosen

First Name:  Husband Name:  Last Name:

DOB (yyyy-MM-dd):  Marital Status:  Annual Income:

Email ID:  Mobile No:

PAN No:  Aadhar Card No.:

**2 Office Address**

Company Name:

Company Address:

Station:  City:  Postal Code:

**3 Other Information**

**Edu. Qualification/s:**

Search...  
☐ 10  
☐ 10 PASS  
☐ 10+2  
☐ 10TH

**Profession/s:**

Search...  
☐ 2 ND OFFICER  
☐ Actor/Actress  
☐ ADVOCATE  
☐ ASSISTANT MANAGER

**Designation/s:**

Search...  
☐ -  
☐ 2 ND OFFICER  
☐ 2ND ENGINEER  
☐ 2ND OFFICER

# 11. Fill all the details and click on Next.

The screenshot shows a web browser window with the URL `https://ppsd.edusprint.in/ppsd/OnlineEnquiry/OnlineStudentEnquiry/OnlineEnquirySchoolYearClassSelection`. The page is for Pawar Public School, Dombivali. A red arrow points to the 'Home' link in the top right. Another red arrow points to the class selection dropdown, which is currently set to '{ NURSERY }'. Below the navigation tabs, the 'Academic Details' tab is selected. Under 'Student Current Academic Details', there are three input fields, each containing 'NA'. Under 'Student Previous Academic Details', it says 'Not Required For This Class Admission'. A yellow 'Next' button is located at the bottom right of the form area. The footer of the page states 'Powered by MICM Net Solutions (pvt) Ltd'.

https://ppsd.edusprint.in/ppsd/OnlineEnquiry/OnlineStudentEnquiry/OnlineEnquirySchoolYearClassSelection

Pawar Public School, Dombivali

Home Logout

{ NURSERY }

Student Details Parent Details Academic Details Sibling Details Document Details Additional Information

Student Current Academic Details

NA NA NA

Student Previous Academic Details

Not Required For This Class Admission

Next

Powered by MICM Net Solutions (pvt) Ltd

# 12. Enter UID of the child studying in PPS Dombivali.

The screenshot shows a web browser window with the URL <https://ppsd.edusprint.in/ppsd/OnlineEnquiry/OnlineStudentEnquiry/GetOnlineEnquiryData?StudentEnquiryID=2042&Criteria=BasicEdit>. The page header includes the Pawar Public School, Dombivali logo and navigation links for Home and Logout. A red arrow points to the school name. Below the header, another red arrow points to the text "( NURSERY )". The main content area has tabs for Student Details, Parent Details, Academic Details, Sibling Details (selected), Document Details, and Additional Information. The "Internal Sibling's Details (Student studying in PAWAR PUBLIC SCHOOL DOMBIVALI )" section contains a UID input field. Below this is the "External Sibling's Details" section, which has two identical forms labeled "1 Sibling Detail" and "2 Sibling Detail". Each form has fields for Name, Relationship (a dropdown menu), and Date Of Birth. An orange "Next" button is located at the bottom right of the form area. The footer of the page states "Powered by MICM Net Solutions (pvt) Ltd". The Windows taskbar at the bottom shows various application icons and the system clock indicating 10:35 AM on 10/28/2022.

https://ppsd.edusprint.in/ppsd/OnlineEnquiry/OnlineStudentEnquiry/GetOnlineEnquiryData?StudentEnquiryID=2042&Criteria=BasicEdit

Pawar Public School, Dombivali

( NURSERY )

Student Details Parent Details Academic Details **Sibling Details** Document Details Additional Information

Internal Sibling's Details (Student studying in PAWAR PUBLIC SCHOOL DOMBIVALI )

UID

External Sibling's Details

1 Sibling Detail

Name

Relationship Date Of Birth

2 Sibling Detail

Name

Relationship Date Of Birth

Next

Powered by MICM Net Solutions (pvt) Ltd

ENG 10:35 AM  
INTL 10/28/2022

# 13. Upload the documents and click on Next.

The screenshot shows a web browser window with the URL <https://ppsd.edusprint.in/ppsd/OnlineEnquiry/OnlineStudentEnquiry/GetOnlineEnquiryData?StudentEnquiryID=2042&Criteria=BasicEdit>. The page header includes the PPSD logo and the text "Pawar Public School, Dombivali". A red arrow points to the "Home" link in the top right corner. Another red arrow points to the "(NURSERY)" label in the center of the page. Below the header, there are tabs for "Student Details", "Parent Details", "Academic Details", "Sibling Details", "Document Details", and "Additional Information". The "Document Details" tab is selected. The main section is titled "Upload Documents". A note states: "Note: \* Indicates it is mandatory". There are two document upload sections: 1. "MEDICAL HISTORY SHEET\*" with a red asterisk and a question mark. It has an "Add files..." button and a "Choose File" button. 2. "BIRTH CERTIFICATE COPY\*" with a red asterisk and a question mark. It also has an "Add files..." button and a "Choose File" button. A "Next" button is located at the bottom right of the page. The footer of the page says "Powered by MICM Net Solutions (pvt) Ltd".

https://ppsd.edusprint.in/ppsd/OnlineEnquiry/OnlineStudentEnquiry/GetOnlineEnquiryData?StudentEnquiryID=2042&Criteria=BasicEdit

Pawar Public School, Dombivali

(NURSERY)

Student Details Parent Details Academic Details Sibling Details Document Details Additional Information

## Upload Documents

Note: \* Indicates it is mandatory

1 MEDICAL HISTORY SHEET\* ?

Add files...

Choose File No file chosen

2 BIRTH CERTIFICATE COPY\* ?

Add files...

Choose File No file chosen

Next

Powered by MICM Net Solutions (pvt) Ltd

# 14. Answer the Questions and click on Next.

The screenshot shows a web browser window with the URL <https://ppsd.edusprint.in/ppsd/>. The page is for Pawar Public School, Dombivali, and is titled "OnlineEnquiry/OnlineStudentEnquiry/GetOnlineEnquiryData?StudentEnquiryID=2042&Criteria=BasicEdit". The page has a header with the school logo and name, and a navigation bar with links for Home and Logout. Below the header, there is a red arrow pointing to the text "( NURSERY )". A horizontal menu contains tabs for Student Details, Parent Details, Academic Details, Sibling Details, Document Details, and Additional Information. The "Additional Information" tab is selected, showing two questions: "1 Are you Owner or Tennant of the Residential Address?" and "2 Are you applying for Twins?". Each question has a dropdown menu with "Select" as the current selection. A red arrow points to the "Next" button at the bottom right. The footer of the page states "Powered by MICM Net Solutions (pvt) Ltd". The Windows taskbar at the bottom shows various application icons and the system clock indicating 2:58 PM on 10/18/2022.

<https://ppsd.edusprint.in/ppsd/>

[ppsd.edusprint.in/ppsd/OnlineEnquiry/OnlineStudentEnquiry/GetOnlineEnquiryData?StudentEnquiryID=2042&Criteria=BasicEdit](#)

Pawar Public School, Dombivali

Home Logout

( NURSERY )

Student Details Parent Details Academic Details Sibling Details Document Details Additional Information

### Additional Information

1 Are you Owner or Tennant of the Residential Address?

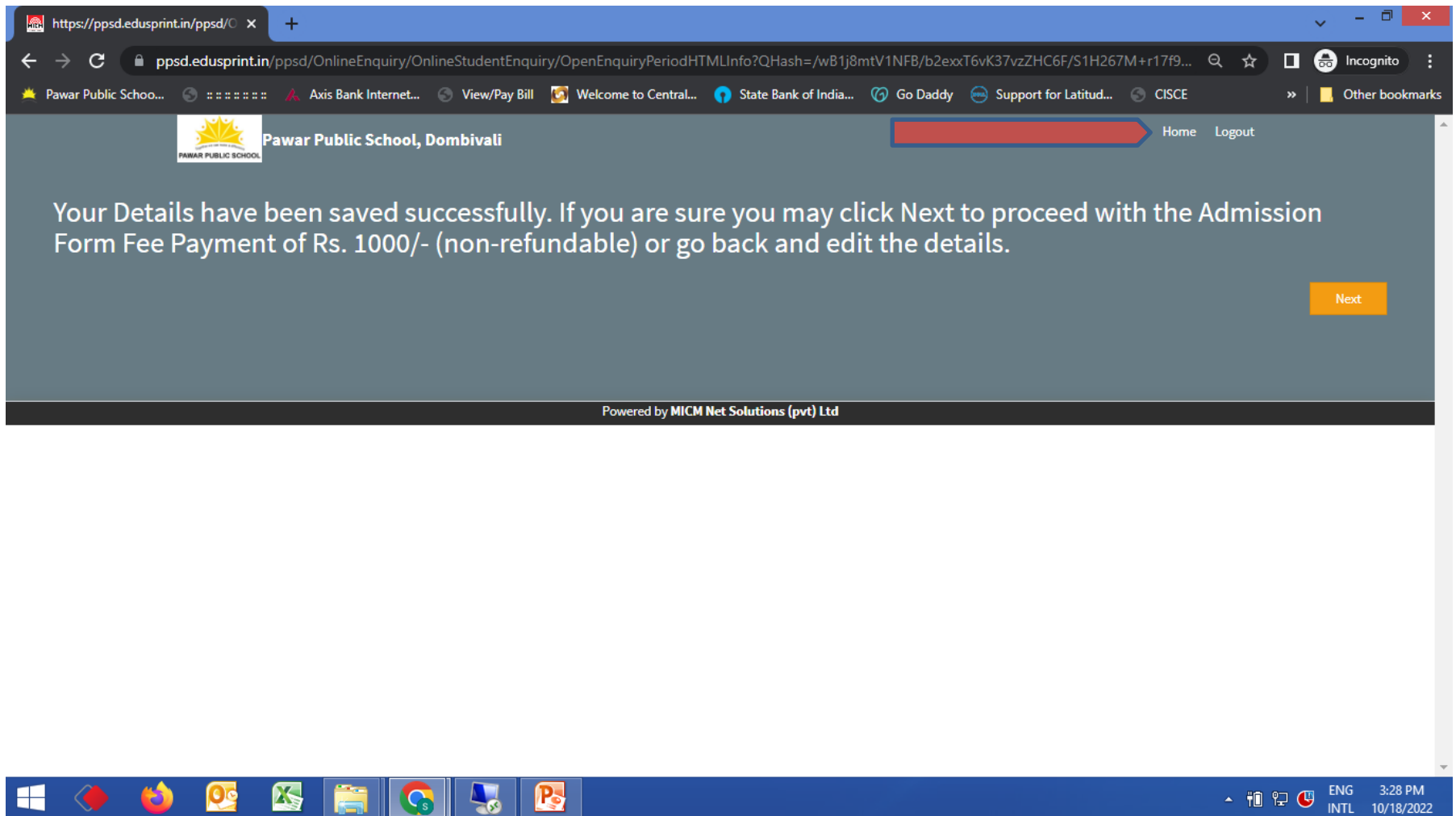
2 Are you applying for Twins?

Next

Powered by MICM Net Solutions (pvt) Ltd



# 15. Click Next to proceed with the Payment.



The screenshot shows a web browser window with the URL <https://ppsd.edusprint.in/ppsd/>. The browser's address bar and tabs are visible at the top. The website header includes the Pawar Public School logo and the text "Pawar Public School, Dombivali". A red arrow points to the "Home" link in the top right corner. The main content area displays a message: "Your Details have been saved successfully. If you are sure you may click Next to proceed with the Admission Form Fee Payment of Rs. 1000/- (non-refundable) or go back and edit the details." An orange "Next" button is located in the bottom right corner of the message area. The footer of the website states "Powered by MICM Net Solutions (pvt) Ltd". The Windows taskbar at the bottom shows various application icons and the system clock indicating 3:28 PM on 10/18/2022.

<https://ppsd.edusprint.in/ppsd/>

Pawar Public School, Dombivali

Home Logout

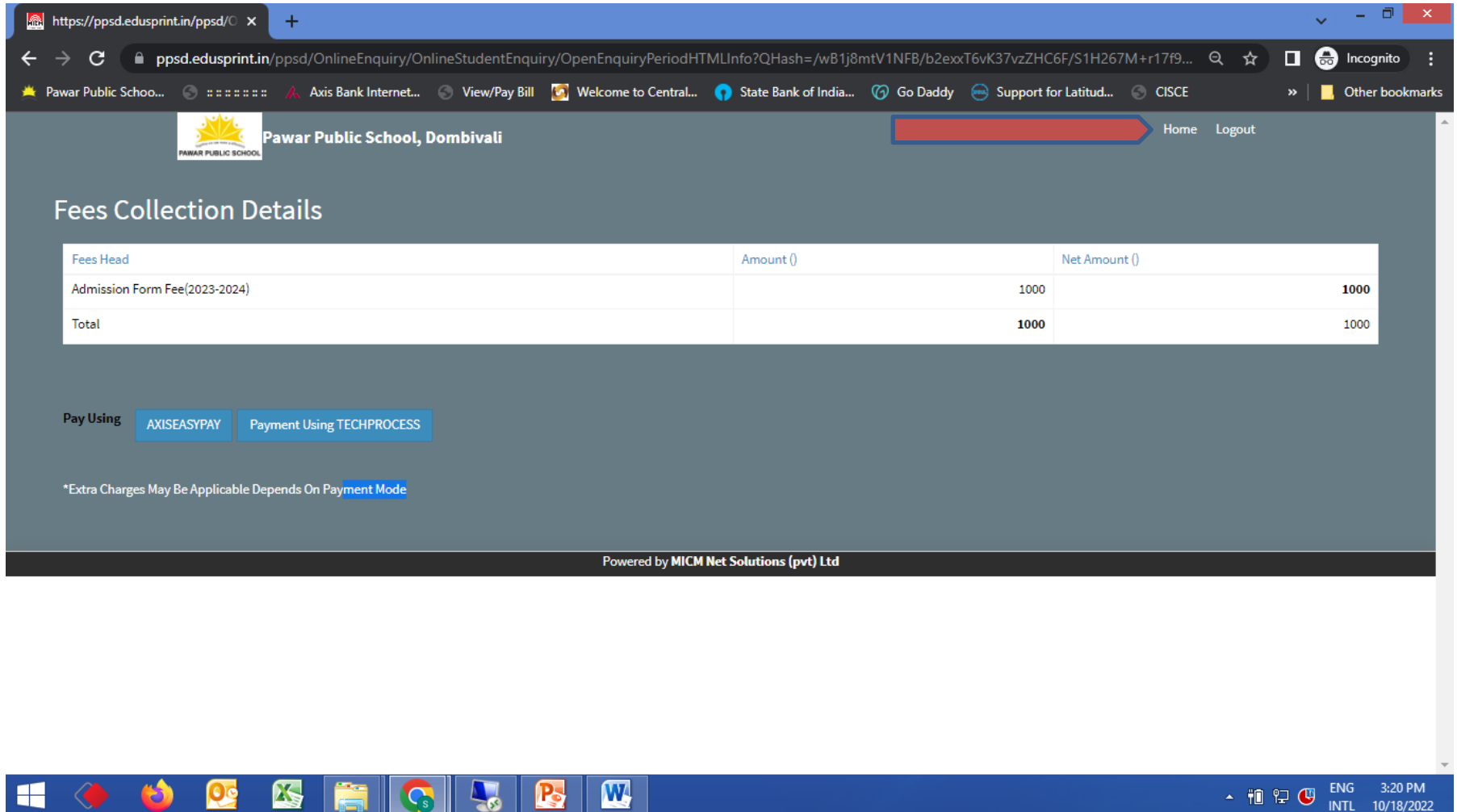
Your Details have been saved successfully. If you are sure you may click Next to proceed with the Admission Form Fee Payment of Rs. 1000/- (non-refundable) or go back and edit the details.

Next

Powered by MICM Net Solutions (pvt) Ltd

ENG 3:28 PM  
INTL 10/18/2022

# 16. Payment of Admission Form Fee



The screenshot displays the PPSD Online Enquiry portal in an Incognito browser window. The page title is "Pawar Public School, Dombivali". The main section is titled "Fees Collection Details" and contains a table with the following data:

Fees Head	Amount (₹)	Net Amount (₹)
Admission Form Fee(2023-2024)	1000	1000
Total	1000	1000

Below the table, there are two buttons for payment: "Pay Using AXISEASYPAY" and "Payment Using TECHPROCESS". A note states: "\*Extra Charges May Be Applicable Depends On Payment Mode". The footer of the page mentions "Powered by MICM Net Solutions (pvt) Ltd". The Windows taskbar at the bottom shows the time as 3:20 PM on 10/18/2022.

# 17. Payment Acknowledgement.

## Click on Back.

Browser tabs: (2) WhatsApp, A Guide to fill the Online..., A Guide to fill Online A..., Home - Pawar Public School, https://ppsd.edusprint.in, New Tab

Address bar: ppsd.edusprint.in/ppsd/onlinepayment/TechProcessPGResponse

Search bar: महाराष्ट्र, भारत, Pawar Public School, School, Google Translate, UAN Helpdesk, Student Portal Ma..., Hindi Typing | Engli..., www.dise.in - Goog...

### PAYMENT ACKNOWLEDGEMENT

	ENQ/23-24/00002   NURSERY   2023-2024
Payment Date : 19-10-2022	
Transaction Id	aexwYUsDPhbPGLhmBGXA
Amount	1000.00
Payment_ID	1927455738
Status	Success

[BACK](#)

Please Click On Back Button

[Print](#)

# 18. Tick the checkbox and click on Submit button.

Browser tabs: (3) WhatsApp, A Guide to fill the Online..., A Guide to fill Online A..., Home - Pawar Public School, https://ppsd.edusprint.in, New Tab

Address bar: ppsd.edusprint.in/ppsd/OnlineEnquiry/OnlineStudentEnquiry/OpenEnquiryPeriodHTMLInfo?TxnID=aexwYUsDPHbPGLhmBGXA&SMYearMasterID\_Values=9&SMSchoolI...

Navigation bar: Pawar Public School, Dombivali, Home, Logout

☐ I hereby declare that the information given in this application form is true, correct and complete to the best of my knowledge and I agree to abide by the rules, regulations and policies of the School.

**Note: Fees once paid to the School will not be refunded under any circumstances.**

Powered by MICM Net Solutions (pvt) Ltd

# 19. Take Print out of the Form and the Payment Receipt for further process.

The screenshot shows a web browser window with the URL <https://ppsd.edusprint.in/ppsd/OnlineEnquiry/EnquiryLogin/OnlineEnquiryDashBoard>. The page header includes the school logo and name "Pawar Public School, Dombivali" and navigation links "Home" and "Logout".

The main content area is titled "Enquiries" and displays the following information:

- User Profile:**
  - Name: NIVISH VISHESH SHARMA
  - School: Pawar Public School, Dombivali
  - Session: (2023-2024)
  - Level: NURSERY
  - Enquiry ID: ENQ/23-24/00002
- Status:** Your form is in under verification process and will be activated for payment of admission fees soon.
- Actions:**
  - [Print Form](#)
  - [Print Receipt](#)
  - [Online Payment History](#)
- New Admission:** A large orange button with a white plus sign and the text "New Admission".

The footer of the page states "Powered by MICM Net Solutions (pvt) Ltd". The Windows taskbar at the bottom shows the time as 3:47 PM on 10/19/2022.

# Please Note:

- The Admission Form and Payment Receipt will be visible in your login. You have to take print out of the same.
- You will be intimated through an email if your ward is shortlisted through Lottery.
- You may fill the admission form of your other child for any grade using the same login.